


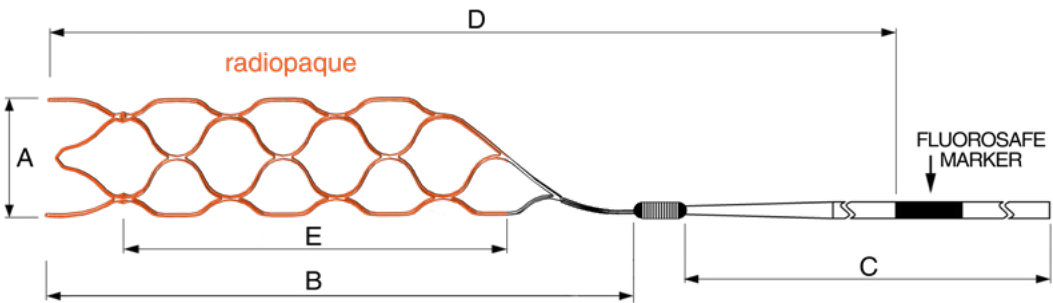
Specifications



pRELAX
Vasospasm Treatment Device

phenox

Compatible with 0.021" MC



REF	A: Shaft Diameter [mm]	B: Shaft Length [mm]	C: Insertion wire [mm]	D: System Length [mm]	E: Working Length [mm]	Microcatheter Compatibility [mm]	Min. Vessel Diameter [mm]
PRELAX-4-20	4	29	1800	1260	20	ID 0.021"	2.5



Perfected stent technology
for the angioplasty of cerebral vasospasms.

pRELAX, the first of its kind!

Manufactured by:

femtoss

femtoss GmbH
Universitätsstraße 136
D-44799 Bochum
Germany
www.femtoss.de

Tel. +49 234 970 50 320
Fax +49 234 970 50 327

Distributed by:

phenox


phenox GmbH
Lise-Meitner-Allee 31
D-44801 Bochum
Germany
www.phenox.net

Tel. +49 234 36 919 0
Fax +49 234 36 919 19

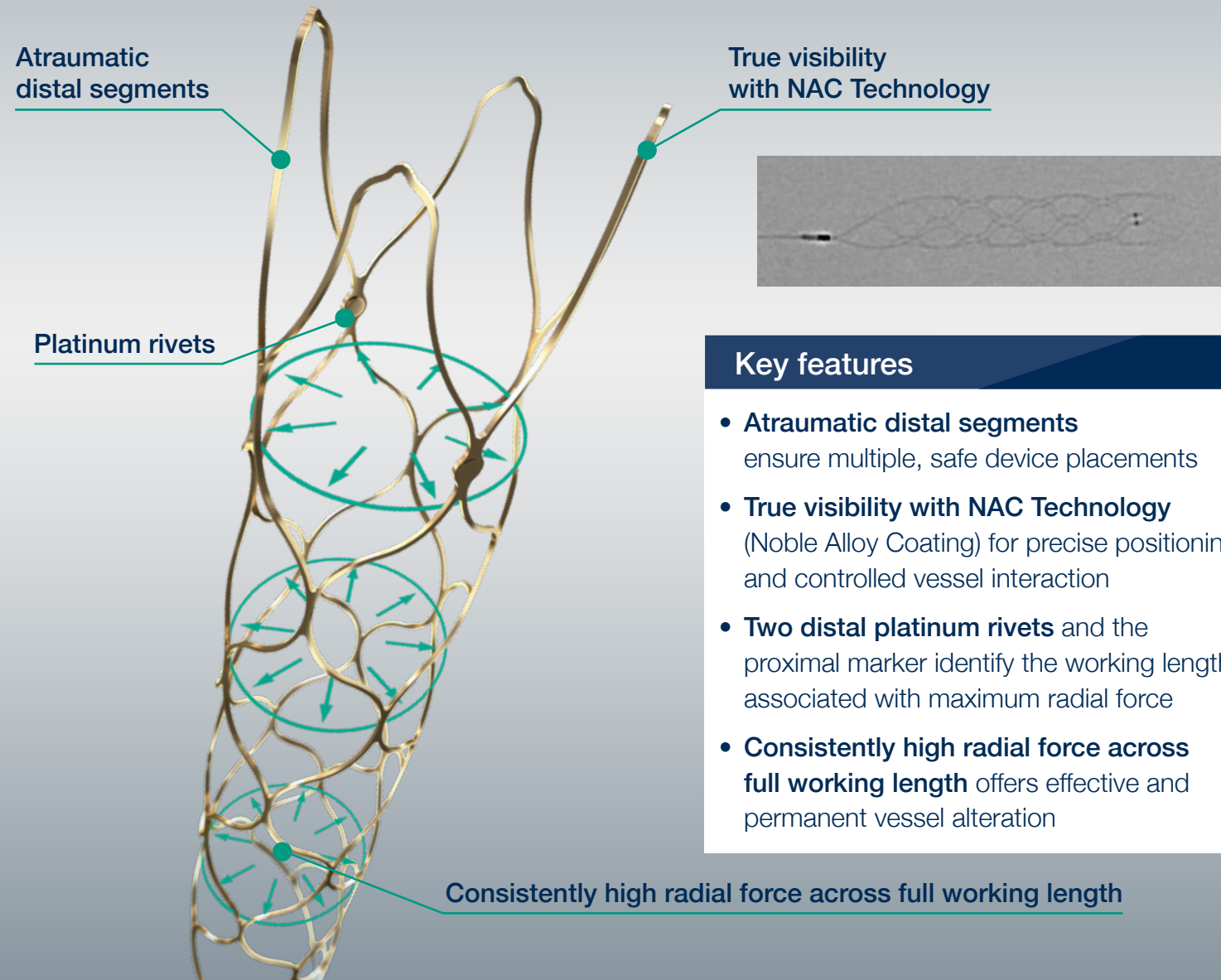
KIF-0082A

phenox

pRELAX
Vasospasm Treatment Device



Indication driven radial force profile



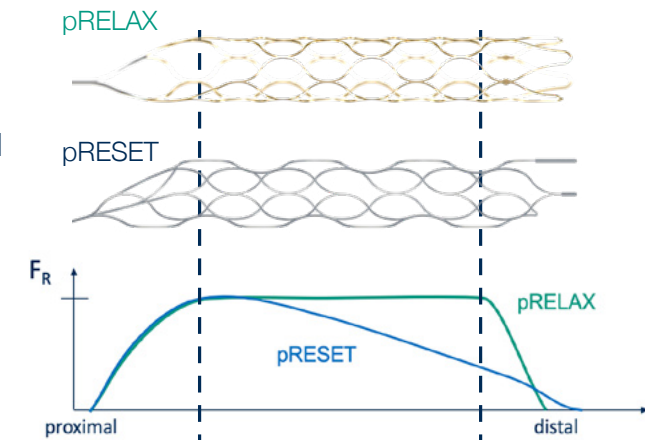
Key features

- **Atraumatic distal segments** ensure multiple, safe device placements
- **True visibility with NAC Technology** (Noble Alloy Coating) for precise positioning and controlled vessel interaction
- **Two distal platinum rivets** and the proximal marker identify the working length associated with maximum radial force
- **Consistently high radial force across full working length** offers effective and permanent vessel alteration

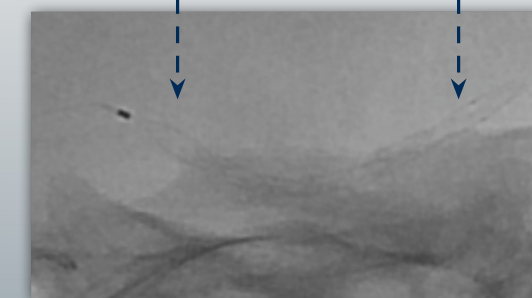
Consistently high radial force across full working length

“Dilatation of Vascular Smooth Muscle Cells beyond a threshold of mechanical failure is sufficient to **resolve cerebral vasospasm without damage** to the underlying extracellular matrix.”

Acc. to Bhogal P. et al.¹



Pre Treatment



pRELAX deployed



Post Treatment

Case images by courtesy of PD Dr. Dorn, LMU Munich

¹Bhogal, P., Pederzani, G., Grytsan, A. et al. The unexplained success of stentplasty vasospasm treatment. Clin Neuroradiol 29, 763–774 (2019)